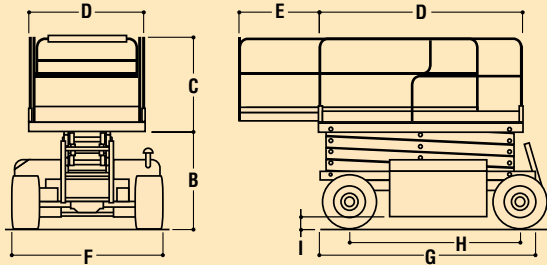
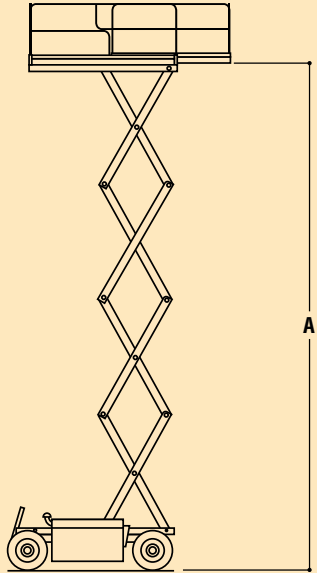


26MRT ROUGH TERRAIN SCISSOR LIFT



26MRT



DIMENSIONAL DATA

A.	Platform Height Elevated	26 ft. (7.92 m)
B.	Platform Height Lowered	4 ft. 1.5 in. (1.26 m)
C.	Railing Height	39.5 in. (100 cm)
B+C.	Overall Height	7 ft. 5 in. (2.26 m)
D.	Platform Dimensions	54 x 94 in. (1.37 x 2.39 m)
E.	Deck Extension	36 in. (91 cm)
F.	Overall Width	5 ft. 9 in. (1.75 m)
G.	Overall Length	8 ft. 9 in. (2.67 m)
H.	Wheelbase	78 in. (1.98 m)
I.	Ground Clearance	5.5 in. (14 cm)
	Capacity	1,000 lbs. (454 kg)
	Capacity on Deck Extension	250 lbs. (113 kg)
	Lift/Lower Speed	38/35 sec.
	Maximum Drive Height	Full Height
	Platform Material	Steel Tread Plate

CHASSIS

Drive Speed	4.5 mph (7.2 kph)
Gradeability	35%
Turning Radius (inside)	8 ft. 1 in. (2.46 m)
Turning Radius (outside)	15 ft. 4 in. (4.67 m)
Tire Size	26 x 12 x 12 - 6 ply
Tire Type	Terra Grip Tread
Brakes	Automatic Multi-Disc

POWER SYSTEM

Gasoline Engine	B&S/D Vanguard 21 hp, watercooled, 3-cylinder
Diesel Engine	Yanmar 22 hp, watercooled, 3-cylinder
Fuel Tank Capacity	7.8 gal. (29.5 L)
Hydraulic Reservoir	15 gal. (56.8 L)
Gross Vehicle Weight	5,500 lbs. (2,495 kg)

PERFORMANCE FEATURES

High-Traction, Two-Wheel Drive Improves Rough Terrain Performance

A standard, no-spin differential drive train delivers exceptional traction for off-slab drive performance. The powerful hydraulic drive motor delivers 35% gradeability, with a 4.5 mph (7.2 kph) drive speed for improved mobility between work locations. Automatic brakes are spring applied and hydraulically released.



Big Machine Performance in a Compact Design

Measuring 5 ft. 9 in. (1.75 m) wide and 7 ft. 5 in. (2.13 m) high in the stowed position, the Model 26MRT's compact size allows versatility for off-slab use on rough terrain or inside buildings in narrow aisles. When fitted with optional fold-down platform rails, stowed height can be reduced to 6 ft. 3 in. (1.9 m), allowing movement through standard double doorways.



PERFORMANCE FEATURES



Proportional Controls for Smoother Operation

Platform Console. The platform control console features full proportional drive with thumb steer for one-hand operation. A simplified console layout orients the operator. High-contrast colors and large graphic function symbols facilitate control identification. An electronic enable pushbutton system is intended to reduce the occurrence of inadvertent operation of the controls and automatically shuts off if a function is not operated within the preset time period.



Ground Console. Accessible location, high-contrast colors, and large graphic symbols facilitate console operation. The manual descent system can be operated from the chassis to lower the platform in an emergency. An optional status indicator light panel provides information on alternator, engine oil pressure, engine coolant temperature, and hydraulic oil filters.

All-Steel Platform and Standard Roll-Out Extension Deck

Rugged, all-steel platform is construction-tough and features a standard roll-out 3-foot (91.4 cm) manual extension deck. The platform railing, built of 1-1/4-inch (3.2 cm) square steel tubing, is intended for rigorous jobsite use. All-steel deck treadplate provides skid-resistant footing.



Compact, Powerful Engines With Automatic Electronic Power Management

Versatile powerplant choices meet a variety of applications. Three-cylinder, water-cooled engines are available for gasoline, gasoline/LP, and diesel fuels. An Automatic Electronic Power Management System monitors the engine RPM and controls the variable displacement transmission pump. Efficient fuel consumption and a 7.8 gal. (29.5 L) fuel tank permit a full day's operation with quick refilling for extended duty cycle operation.



Wide-Stance Scissor Arms for Enhanced Stability


Scissor arm pins and bearings feature no lubrication, tighter tolerances and a wider stance to reduce arm deflection and sway. Constructed of rectangular steel tubing, end-capped scissor arms help reduce internal corrosion.



Standard High-Flotation Tires

For improved off-slab drive performance, high-flotation terra grip tires reduce the ground bearing pressure for improved traction. For increased traction on rough terrain, optional lug tread tires (shown) are available.

PERFORMANCE FEATURES



Low Maintenance Cuts Ownership Costs

Time-consuming lubrication is now a thing of the past. All Model 26MRT scissor arm pivots use self-lubricating fiber wound bushings and corrosion resistant nickel-plated pins. Steering linkages do not require lubrication. The hydraulic lift cylinder uses a bolt-on head ring, allowing disassembly with hand tools.

Standard Features

- Removable platform console box
- Proportional drive with thumb steer
- 3 ft. (91 cm) manual roll-out extension deck
- Lubrication-free, wide-stance scissor arms
- High flotation, terra grip tires
- Scissor maintenance prop
- Water-cooled gasoline engine
- Manual descent pull cable
- Brake and motor release for low-speed towing
- Ground control console with hour meter
- No-spin differential drive train
- Heavy gauge steel fold-up chassis compartment hoods
- 5 Degree Tilt Alarm & Light

Available Options

- 110V AC to Platform
- Platform Worklights
- Fold Down Railing
- Swing Gate ILO Chain Horn
- High flotation lug tires
- Travel Alarm
- Descent Alarm
- All Motion Alarm
- Flashing Amber Beacon
- Alarm Package
- Yanmar 23hp Diesel
- Dual Fuel
- 33.5 lb. (15.2 kg) Propane Tank

The JLG “1 & 5” Warranty

JLG Industries, Inc. backs our products with our exclusive “1 & 5” Warranty.

We provide coverage on all products for one (1) full year, and cover all specified major structural components for five (5) full years.

This warranty represents our commitment to superior quality and manufacturing standards and underscores our pledge of being, “The Provider of Choice Worldwide for Access and Material Handling Equipment.”

Due to continuous product improvements, we reserve the right to make specification and/or equipment changes without prior notification.

This machine meets or exceeds applicable OSHA Regulations in 29 CFR 1910.67, 29 CFR 1926.453, ANSI A92.6-1990, as originally manufactured for intended applications.

JLG Industries, Inc.

1 JLG Drive
McConnellsburg, PA 17233-9553
Telephone 717-485-5161
Fax 717-485-6417