


260MRT


MINI ROUGH TERRAIN SCISSOR LIFT




**Standard Four-Wheel
Drive for Terrainability**



**Wider Arm Stack
for Improved Stability**

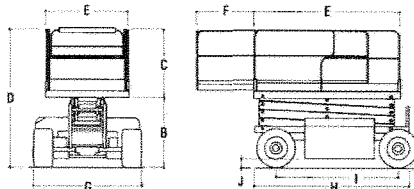
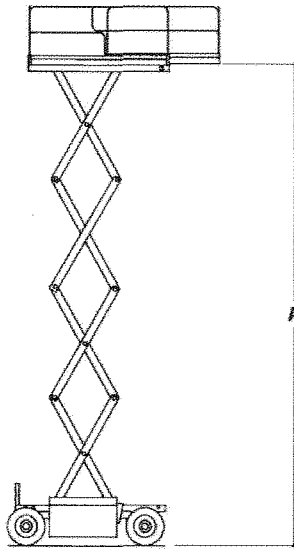


**Large, High Capacity
Work Platform**



JLG

JLG MODEL 260MRT



DIMENSIONAL DATA

A. Platform Height Elevated	7.92 m (26 ft.)
B. Platform Height Lowered	1.26 m (4 ft. 1.5 in.)
C. Platform Railing Height	1.10 m (3 ft. 7.5 in.)
D. Overall Height	2.37 m (7 ft. 9.5 in.)
E. Platform Size	1.65 x 2.59 m (65 x 102 in.)
F. Platform Extension	1.22 m (48 in.)
G. Overall Width	1.75 m (5 ft. 9 in.)
H. Overall Length (no outriggers)	2.67 m (8 ft. 9 in.)
I. Wheelbase	1.98 m (6 ft. 6 in.)
J. Ground Clearance	20 cm (8 in.)
Platform Capacity	570 kg (1,250 lbs.)
Capacity on Deck Extension	140 kg (300 lbs.)
Lift/Lower Speed	27/21 sec.
Maximum Drive Height	Full Height
Gross Vehicle Weight*	3,221 kg. (7,100 lbs.)

CHASSIS

Drive Speed - Lowered	5.6 kph (3.5 mph)
Drive Speed - Elevated	0.6 kph (0.4 mph)
Gradeability	35%
Turning Radius (inside)	2.13 m (84 in.)
Tyre Size/Type	26 x 12 Lug Tread
Brakes	Spring Applied Hydraulically Released

POWER SYSTEM

Diesel Engine	Kubota 905	19.4 kW (26 hp)
Fuel Tank Capacity		28.4 L (7.5 gal.)
Hydraulic Reservoir		56.9 L (15 gal.)

*Certain options or country standards will increase weight.

PERFORMANCE FEATURES

Standard Features

Four-Wheel Drive
 1.65 x 2.59 m (65 x 102 in.)
 Steel Platform
 1.22 m (4 ft.) Manual Roll-Out
 Deck Extension
 Fold-Down Platform Rails
 Removable Platform Control Box
 Proportional Hydrostatic Drive
 Control with Thumb Steer
 Proportional Lift Up
 26 x 12 Foam Filled Tyres
 Horn
 Hourmeter
 3 Degree Slope Alarm and Light
 Descent Alarm
 Lubrication-Free Scissor Arm Bushings

Scissor Maintenance Prop
 Manual Descent Pull Cable
 Heavy Gauge Steel Chassis Hoods
 Brake and Motor Release for
 Low-Speed Towing
 Full Swing-Gate

Available Options

Platform Work Lights
 All Motion Alarm
 Flashing Beacon
 Alarm Package¹
 Hydraulic Leveling Jacks

¹ Includes flashing beacon
 and all motion alarm

Big Performance in a Small Package

Only JLG can put this much performance in such a compact scissor lift. The 260MRT Mini Rough Terrain Scissor Lift delivers exceptional mobility on or off slab thanks to a narrow 1.75 m (69 in.) chassis that fits into tight spaces and standard four-wheel drive that travels 35% grades. Large deck space and large capacity are advantages that make a big difference in productivity!

Major Advantages

- Standard four-wheel drive with 35% gradeability
- Large, high-capacity operator work platform
- Wider, stronger armstack
- Simplified ground control wiring for ease of service

The JLG "1 & 5" Warranty

JLG Industries, Inc. backs our products with our exclusive "1 & 5" Warranty. We provide coverage on all products for one (1) full year, and cover all specified major structural components for five (5) full years. Due to continuous product improvements, we reserve the right to make specification and/or equipment changes without prior notification. This machine meets or exceeds applicable OSHA Regulations in 29 CFR 1910.67 and ANSI A92.6-1999 as originally manufactured for intended applications.